

# InR Moderately Aggressive

## Account Overview

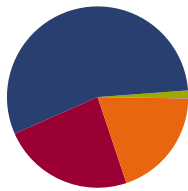
**Portfolio Value**  
10,000.00

**Benchmark**  
Moderately Aggressive

**Account Number**

**Report Currency**  
USD

### Analysis



- Cash
- US Stock
- Non US Stock
- Bond
- Other
- Not Classified

	Portfolio	B-mark
Cash	1.18	0.00
US Stock	55.45	55.75
Non US Stock	23.51	24.22
Bond	19.62	0.00
Other	0.24	0.03
Not Classified	0.00	20.00
<b>Total</b>	<b>100.00</b>	<b>100.00</b>

#### Equity Investment Style %

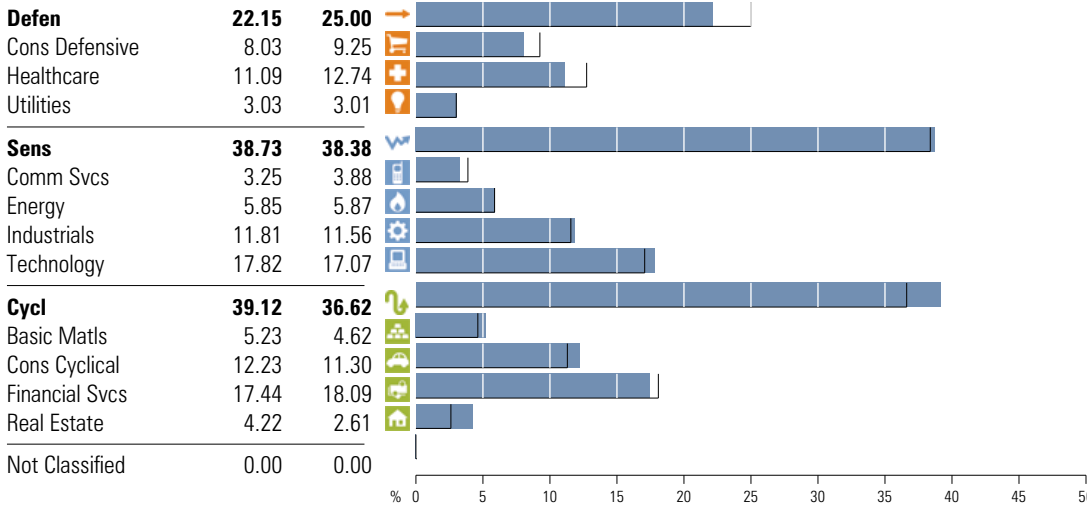
Style	Value	Core	Growth	
Large Size	22	23	25	
Medium	8	8	8	
Small	2	2	2	
Not Classified 0.00 %				

#### Fixed-Income Investment Style %

Maturity	Ltd	Mod	Ext	
High Quality	0	50	0	
Medium	0	50	0	
Low	0	0	0	
Not Classified 0.00 %				

### Sector Weightings

% of Stocks



### Regional Exposure

% Assets	Portfolio	B-mark
<b>Americas</b>	<b>73.03</b>	<b>69.72</b>
North America	72.18	69.72
Latin America	0.85	0.00
<b>Greater Europe</b>	<b>13.78</b>	<b>19.05</b>
United Kingdom	3.66	5.31
Europe Developed	9.03	13.60
Europe Emerging	0.39	0.00
Africa/Middle East	0.70	0.14
<b>Greater Asia</b>	<b>13.18</b>	<b>11.24</b>
Japan	5.20	7.21
Australasia	1.42	2.10
Asia emerging	3.66	0.50
Asia Developed	2.90	1.43
Not Classified	0.01	-0.01

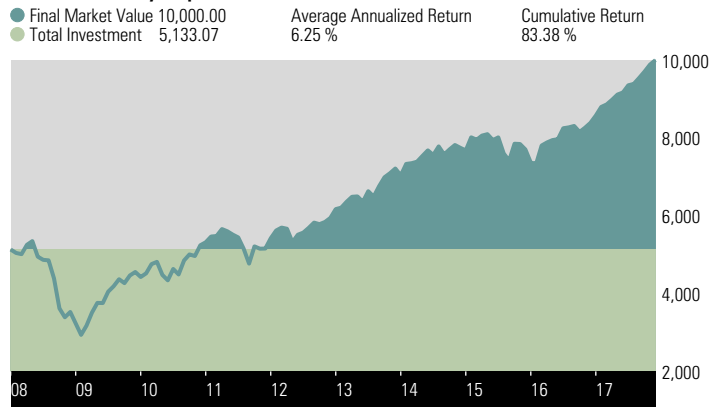
### Performance

#### Trailing Returns

Returns % Through 12/31/2017

	3 Mo	1 Yr	3 Yr	5 Yr	10 Yr
Portfolio Return	4.79	19.24	8.89	10.97	6.25
Benchmark Return	4.51	17.40	7.52	9.86	4.99
+/- Benchmark Return	0.28	1.83	1.36	1.10	1.26

#### Investment Activity Graph



#### Best/Worst Time Periods

As of Date 12/31/2017

	3 Months	Return%	1 Year	Return%	3 Years	Return%
Best	03-09/05-09	27.96	03-09/02-10	53.82	03-09/02-12	24.13
Worst	09-08/11-08	-30.14	03-08/02-09	-41.74	01-08/12-10	-1.31

### Holdings

#### Top 5 holdings out of 7

	Type	Holding Value	% Assets
Vanguard Total Intl Stock Index Adm...	MF	2,400.00	24.00
Vanguard Growth Index Admiral	MF	2,136.00	21.36
Vanguard Value Index Adm	MF	2,136.00	21.36
Vanguard Inter-Term Corp Bd Idx Ad...	MF	1,000.00	10.00
Vanguard Total Bond Market Index Ad...	MF	1,000.00	10.00

#### Next 5 holdings out of 7

	Type	Holding Value	% Assets
Vanguard Mid Cap Index Admiral	MF	664.00	6.64
Vanguard Small Cap Index Adm	MF	664.00	6.64