

InR Conservative

Account Overview

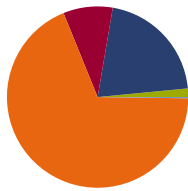
Portfolio Value
10,000.00

Benchmark
Conservative

Account Number

Report Currency
USD

Analysis



- Cash
- US Stock
- Non US Stock
- Bond
- Other
- Not Classified

	Portfolio	B-mark
Cash	1.53	0.00
US Stock	20.79	20.91
Non US Stock	8.82	9.08
Bond	68.64	0.00
Other	0.22	0.01
Not Classified	0.00	70.00
Total	100.00	100.00

Equity Investment Style %

Style	Value	Core	Growth	
Large Size	22	23	25	
Medium	8	8	8	
Small	2	2	2	
Not Classified 0.00 %				

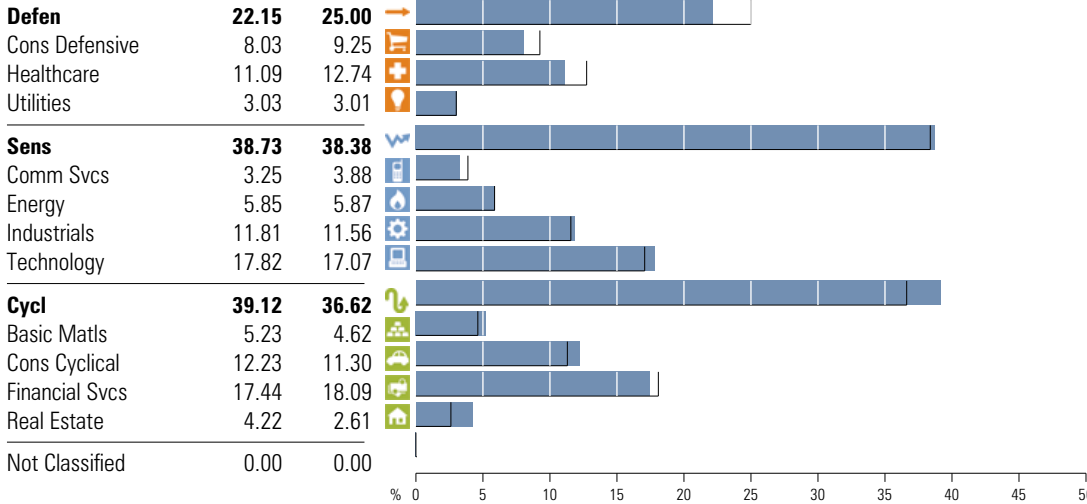
Fixed-Income Investment Style %

Maturity	Ltd	Mod	Ext	
High Quality	0	50	0	
Medium	0	50	0	
Low	0	0	0	
Not Classified 0.00 %				

Sector Weightings

% of Stocks

■ Portfolio ▬ JB-mark



Regional Exposure

% Assets

Portfolio B-mark

Region	Portfolio	B-mark
Americas	73.03	69.72
North America	72.18	69.72
Latin America	0.85	0.00
Greater Europe	13.78	19.05
United Kingdom	3.66	5.31
Europe Developed	9.03	13.60
Europe Emerging	0.39	0.00
Africa/Middle East	0.70	0.14
Greater Asia	13.18	11.24
Japan	5.20	7.21
Australasia	1.42	2.10
Asia emerging	3.66	0.50
Asia Developed	2.90	1.43
Not Classified	0.01	-0.01

Performance

Trailing Returns

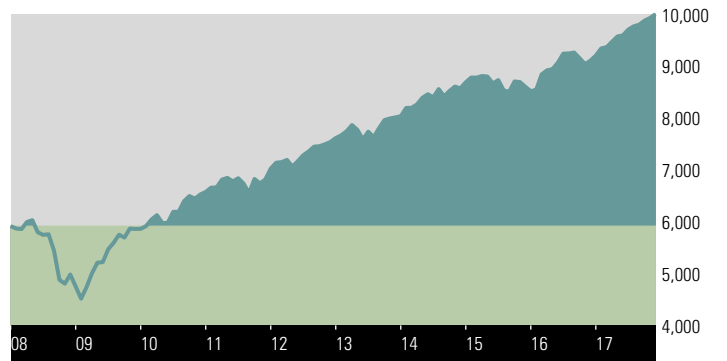
Returns % Through 12/31/2017

	3 Mo	1 Yr	3 Yr	5 Yr	10 Yr
Portfolio Return	2.08	9.85	5.28	5.82	5.15
Benchmark Return	1.92	8.56	4.28	5.03	4.57
+/- Benchmark Return	0.16	1.29	1.00	0.79	0.58

Investment Activity Graph

● Final Market Value 10,000.00
● Total Investment 5,914.29

Average Annualized Return 5.15 %
Cumulative Return 65.31 %



Best/Worst Time Periods

As of Date 12/31/2017

	3 Months	Return%	1 Year	Return%	3 Years	Return%
Best	03-09/05-09	15.38	03-09/02-10	31.03	03-09/02-12	16.49
Worst	09-08/11-08	-16.54	03-08/02-09	-23.05	01-08/12-10	2.55

Holdings

Top 5 holdings out of 7

Symbol	Type	Holding Value	% Assets
Vanguard Interm-Term Corp Bd Idx Ad...	MF	3,500.00	35.00
Vanguard Total Bond Market Index Ad...	MF	3,500.00	35.00
Vanguard Total Intl Stock Index Adm...	MF	900.00	9.00
Vanguard Growth Index Admiral	MF	801.00	8.01
Vanguard Value Index Adm	MF	801.00	8.01

Next 5 holdings out of 7

Symbol	Type	Holding Value	% Assets
Vanguard Mid Cap Index Admiral	MF	249.00	2.49
Vanguard Small Cap Index Adm	MF	249.00	2.49