

InR Aggressive

Account Overview

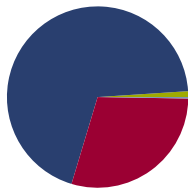
Portfolio Value
10,000.00

Benchmark
Aggressive

Account Number

Report Currency
USD

Analysis



- Cash
- US Stock
- Non US Stock
- Bond
- Other
- Not Classified

	Portfolio	B-mark
Cash	1.04	0.00
US Stock	69.31	69.69
Non US Stock	29.39	30.27
Bond	0.02	0.00
Other	0.24	0.04
Not Classified	0.00	0.00
Total	100.00	100.00

Equity Investment Style %

Style	Value	Core	Growth	
Large Size	22	23	25	
Medium	8	8	8	
Small	2	2	2	
Not Classified 0.00 %				

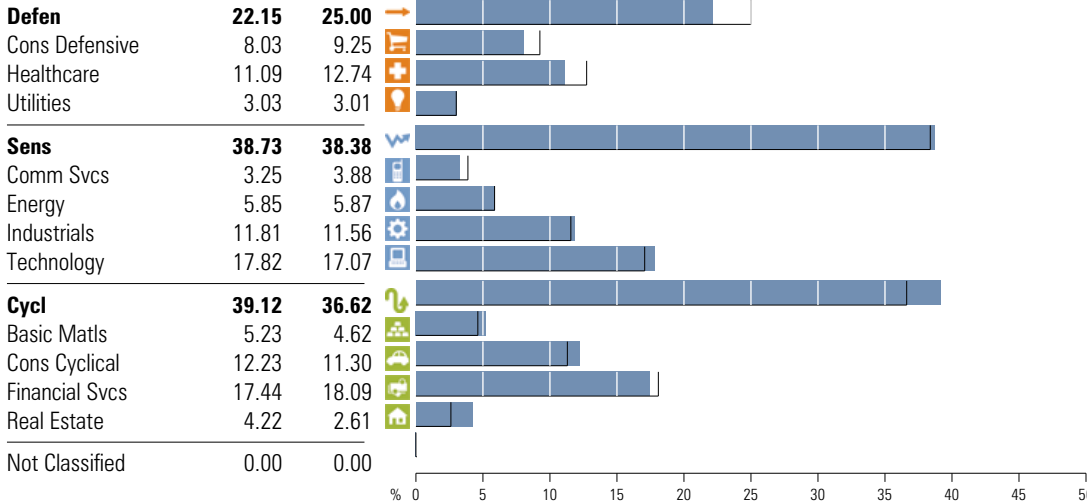
Fixed-Income Investment Style %

Maturity	Ltd	Mod	Ext	
High Quality	0	0	0	
Medium	0	0	0	
Low	0	0	0	
Not Classified 100.00 %				

Sector Weightings

% of Stocks

■ Portfolio ▬ JB-mark



Regional Exposure

% Assets	Portfolio	B-mark
Americas	73.03	69.72
North America	72.18	69.72
Latin America	0.85	0.00
Greater Europe	13.78	19.05
United Kingdom	3.66	5.31
Europe Developed	9.03	13.60
Europe Emerging	0.39	0.00
Africa/Middle East	0.70	0.14
Greater Asia	13.18	11.24
Japan	5.20	7.21
Australasia	1.42	2.10
Asia emerging	3.66	0.50
Asia Developed	2.90	1.43
Not Classified	0.01	-0.01

Performance

Trailing Returns

Returns % Through 12/31/2017

	3 Mo	1 Yr	3 Yr	5 Yr	10 Yr
Portfolio Return	5.88	23.18	10.28	13.01	6.80
Benchmark Return	5.56	21.11	8.76	11.78	4.97
+/- Benchmark Return	0.33	2.07	1.52	1.24	1.83

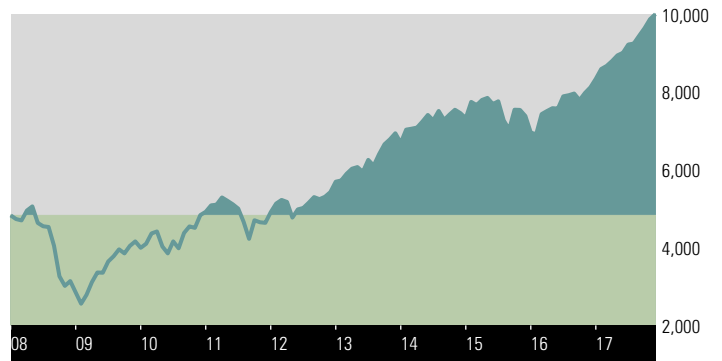
Best/Worst Time Periods

As of Date 12/31/2017

	3 Months	Return%	1 Year	Return%	3 Years	Return%
Best	03-09/05-09	31.37	03-09/02-10	60.25	03-09/02-12	26.13
Worst	09-08/11-08	-33.42	03-08/02-09	-45.97	01-08/12-10	-2.28

Investment Activity Graph

● Final Market Value 10,000.00 Average Annualized Return 6.80 % Cumulative Return 93.01 %
● Total Investment 4,827.88



Holdings

Top 5 holdings out of 5

	Type	Holding Value	% Assets
Vanguard Total Intl Stock Index Adm...	MF	3,000.00	30.00
Vanguard Growth Index Admiral	MF	2,670.00	26.70
Vanguard Value Index Adm	MF	2,670.00	26.70
Vanguard Mid Cap Index Admiral	MF	830.00	8.30
Vanguard Small Cap Index Adm	MF	830.00	8.30